


Balance Sheet

As of June 30, 2023

	TOTAL
Assets	
Current Assets	
AZN Bank	2,104.94
Cash and cash equivalents	0.00
ME Bank	20,337.24
Total Current Assets	\$22,442.18
Long-term assets	
Investment on property	60,000.00
Total long-term assets	60,000.00
Total Assets	\$82,442.18
Liabilities and shareholder's equity	
Current liabilities:	
Bond lodgement	0.00
Total current liabilities	\$0.00
Non-current liabilities:	
Mortgage Loan	3,934.15
Total non-current liabilities	\$3,934.15
Shareholders' equity:	
Net Income	803.16
Owner's Drawing	93,845.71
Retained Earnings	-16,140.84
Total shareholders' equity	\$78,508.03
Total liabilities and equity	\$82,442.18



Profit and Loss

July 2022 - June 2023


	TOTAL
Income	
Rent Income	13,663.32
Total Income	\$13,663.32
GROSS PROFIT	\$13,663.32
Expenses	
Account Fees	45.00
Bank charges	20.00
Council Rates	1,314.94
Insurance Expense	1,324.16
Interest expense	3,590.74
Interior Expense	2,000.00
Soil testing expenses	550.00
Water Bill	1,052.04
Total Expenses	\$9,896.88
NET EARNINGS	\$3,766.44



Trial Balance

As of June 30, 2023


	DEBIT	CREDIT
AZN Bank	2,104.94	
Cash and cash equivalents	0.00	
ME Bank	20,337.24	
Investment on property	60,000.00	
Bond lodgement		0.00
Mortgage Loan		3,934.15
Owner's Drawing		93,845.71
Retained Earnings	16,140.84	
Rent Income		6,884.76
Account Fees	25.00	
Bank charges	20.00	
Council Rates	1,314.94	
Insurance Expense	758.42	
Interest expense	3,590.74	
Water Bill	372.50	
TOTAL	\$104,664.62	\$104,664.62



Balance Sheet

As of June 30, 2022

	TOTAL
Assets	
Current Assets	
AZN Bank	7,575.52
Cash and cash equivalents	0.00
ME Bank	20,708.90
Total Current Assets	\$28,284.42
Long-term assets	
Investment on property	60,000.00
Total long-term assets	60,000.00
Total Assets	\$88,284.42
Liabilities and shareholder's equity	
Current liabilities:	
Bond lodgement	0.00
Total current liabilities	\$0.00
Non-current liabilities:	
Mortgage Loan	8,495.33
Total non-current liabilities	\$8,495.33
Shareholders' equity:	
Net Income	-247.26
Owner's Drawing	98,893.21
Retained Earnings	-18,856.86
Total shareholders' equity	\$79,789.09
Total liabilities and equity	\$88,284.42



Profit and Loss

July 2021 - June 2022


	TOTAL
Income	
Rent Income	13,177.37
Total Income	\$13,177.37
GROSS PROFIT	\$13,177.37
Expenses	
Account Fees	40.00
Bank charges	120.00
Council Rates	1,464.99
Insurance Expense	1,023.21
Interest expense	3,775.55
Rentmaster Subscription	150.00
Repairs & Maintenance Expense	1,855.00
Surveying Expenses	1,595.00
Transportation	622.36
Water Bill	1,031.86
Total Expenses	\$11,677.97
NET EARNINGS	\$1,499.40



Trial Balance


As of June 30, 2022

	DEBIT	CREDIT
AZN Bank	7,575.52	
Cash and cash equivalents	0.00	
ME Bank	20,708.90	
Investment on property	60,000.00	
Bond lodgement		0.00
Mortgage Loan		8,495.33
Owner's Drawing		98,893.21
Retained Earnings	18,856.86	
Rent Income		6,778.56
Account Fees	20.00	
Bank charges	120.00	
Council Rates	621.65	
Insurance Expense	529.65	
Interest expense	3,775.55	
Surveying Expenses	1,595.00	
Water Bill	363.97	
TOTAL	\$114,167.10	\$114,167.10



Trial Balance
As of June 30, 2020

	DEBIT	CREDIT
Cash and cash equivalents	0.00	
ME Bank	23,284.91	
Investment on property	60,000.00	
Owner's Drawing		98,793.07
Interest expense	1,498.77	
Lawyers Fees	637.99	
Other Miscellaneous	1,937.00	
Repairs & Maintenance Expense	5,111.00	
Repairs & Maintenance Expense:Fencing	3,975.40	
Repairs and Maintenance:Flooring Expense	2,000.00	
Repairs and Maintenance:Plumbing Expense	248.00	
Soil testing expenses	100.00	
TOTAL	\$98,793.07	\$98,793.07



Profit and Loss

July 2019 - June 2020

	TOTAL
Income	
Total Income	
GROSS PROFIT	\$0.00
Expenses	
Interest expense	1,498.77
Lawyers Fees	637.99
Other Miscellaneous	1,937.00
Repairs & Maintenance Expense	5,111.00
Fencing	3,975.40
Total Repairs & Maintenance Expense	9,086.40
Repairs and Maintenance	
Flooring Expense	2,000.00
Plumbing Expense	248.00
Total Repairs and Maintenance	2,248.00
Soil testing expenses	100.00
Total Expenses	\$15,508.16
NET EARNINGS	\$ -15,508.16



Balance Sheet
As of June 30, 2020

	TOTAL
Assets	
Current Assets	
Cash and cash equivalents	0.00
ME Bank	23,284.91
Total Current Assets	\$23,284.91
Long-term assets	
Investment on property	60,000.00
Total long-term assets	60,000.00
Total Assets	\$83,284.91
Liabilities and shareholder's equity	
Shareholders' equity:	
Net Income	-15,508.16
Owner's Drawing	98,793.07
Retained Earnings	
Total shareholders' equity	\$83,284.91
Total liabilities and equity	\$83,284.91